















DT Curriculum Overview













	Autumn 1	Autumn 2	Spring 1	Spring 2	Summer 1	Summer 2
EYFS						
EYFS DT Cycle 1 and 2	Ongoing skills development Focus on: Choosing resources Cutting and joining skills Including – junk modelling, sewing, woodwork, construction and block play Cooking and Nutrition Seasonal foods (soups, stew, autumn fruit desserts) Celebration foods – (food from different cultures, making food for celebrations – Harvest festival, international evening, Diwali, Christmas fair) Food linked to stories – gingerbread, bread Growing Harvesting and planting		Ongoing skills development Focus on: Designing, planning and making Using a wider range of tools Including – junk modelling, sewing, woodwork, construction and block play Cooking and Nutrition Recognising healthy and unhealthy foods (cooking healthy recipes/ change for life recipes – e.g. healthy muffins, pizzas) Family kitchen club – enjoying cooking together Growing Spring planting Understanding life cycles of animals and where food comes from – farm visit, caring for the chickens, hatching eggs – farm to fork		Ongoing skills development Focus on: Evaluating and presenting Using a wider range of materials and selecting the best material for the task Including – junk modelling, sewing, woodwork, construction and block play Cooking and Nutrition Designing their own simple dishes (e.g. sandwiches, salads, fruit salad, healthy fruit smoothies/ lollies) Talking about likes and dislikes Growing Harvesting summer crops Exploring life cycles of plants – sunflowers, beans Caring for the garden and understanding what plants need to grow	

DT Curriculum Overview

Year 1						
Y1	Mechanisms Making a Moving Story Book  Kapow unit	Mechanisms London Eye/ Ferris Wheel  Kapow unit	Structures Georgian Dolls House  Stand alone unit	Structures Woodwork – bird houses/bug hotels  Wildlife Home Designs https://www.homecrux.com/30-remarkable-birdhouse-designs-for-your-feathered-friends/70099/ https://balconygardenweb.com/diy-bug-hotels-building-an-insect/	Textiles Puppets  Kapow unit https://picturetopuppets.co.uk/puppets-around-the-world/	Food Fruit and Vegetables  Kapow unit
Year 2						
Y2	Textiles Making a pouch  Kapow unit	Mechanisms Sliders and Levers  Adapted kapow unit for GFOL animation	3D Structures Castles  Kapow unit	Make packaging for British Bake Off  Access Art Food: Great British Bake Off	Wheels and Axels Vehicles  Kapow unit	Food A Balanced Diet – Wrap  Kapow unit



DT Curriculum Overview

Year 3						
Year 3	Textiles Fastenings  Kapow Unit	Electrical Systems Fan Boats TTS Project  Kapow Unit	Structures Design an earthquake proof building  Kapow Unit	Mechanical Systems Pneumatic Toys  Kapow Unit	Digital World Electronic Charm  Kapow Unit	Food Seasonal Foods  Kapow Unit
Country Trust Food discovery project runs all year in Y3						
Year 4						
Year 4 DT	Electrical Systems Torches Kapow Unit	Digital World Mindful Moments  Kapow Unit	Mechanical Systems Make a Shaduf   Stand Alone Unit	Textiles Egyptian Collar with a fastening  Kapow Unit	Structures Pavillons  Kapow Unit	Food Adapting a Recipe  Kapow Unit
Chefs Adopt a School – Chef Jana (Royal Academy of Culinary Arts)						



DT Curriculum Overview

Year 5						
Year 5	Mechanical Systems Pop Up Book  Kapow Uni	Textiles - Design Stuffed Toy  Kapow Unit	Mechanical Systems – Making a Moving Toy  Kapow Unit	Structures Architectural models  Access Art Unit	Digital World Monitoring Devices  Kapow Unit	Food What could be healthier?  Kapow Unit
Year 6						
Year 6	Electrical Systems Steady Hand Game Kapow Unit  <small>How to make your own Buzz Wire Game @BaysideInnovate</small>	Structures Playground  Kapow Unit	Textiles Upcycled Bag  Using a combination of textiles skills such as attaching fastenings, appliqué and decorative stitches, children design, assemble and decorate a bag for a chosen purpose. Stand Alone unit based on Kapow	Digital World Navigating the World Kapow Unit	n/a	Food: Come Dine with Me  Kapow Unit



DT Curriculum Overview